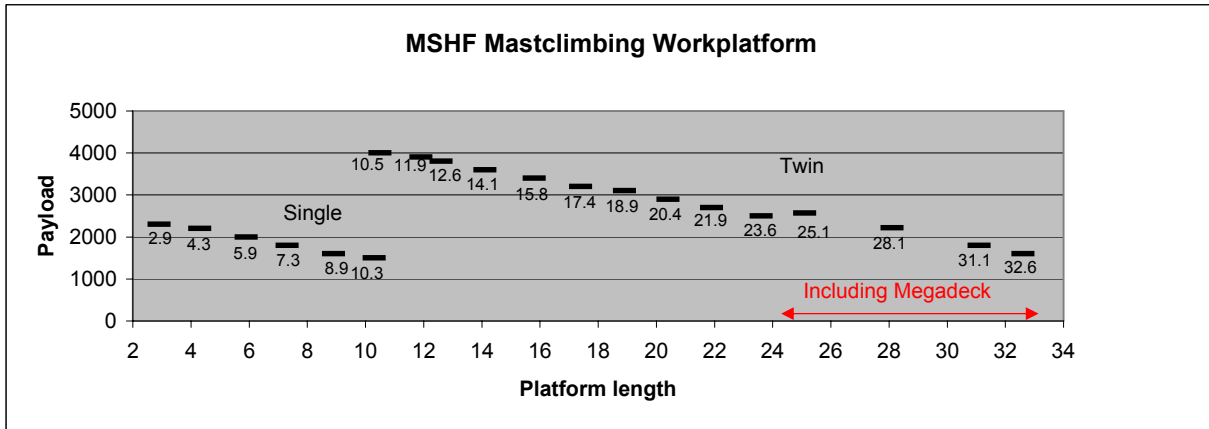




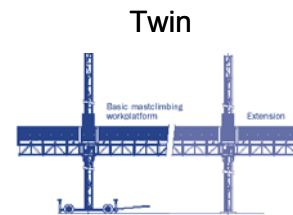
HEK Manufacturing BV



Technical Data		Single	Twin
Capacity			
Min/ Max platform length	m	2.9 / 10.3	8.5 / 32.6
Max Payload capacity	kg	2300	4000
Speed	m/min	7	7
Max lifting height untied on groundframe	m	3	3
Max lifting height untied on chassis	m	20	20
Max lifting height tied	m	200	200
Tie distance	m	13 - 15	13 - 15
Max mastheight above last anchor	m	8	8
Persons allowed		3	6



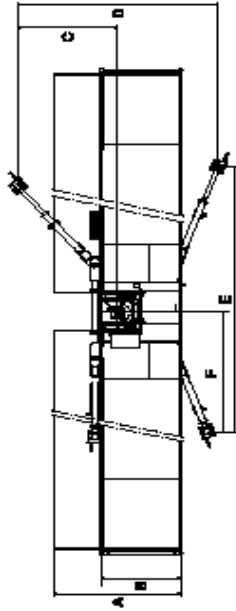
Dimensions and weights		Single	Twin
Lowest transport height	mm		2210
Height to platform	mm		1910
1.5m platform section	kg		140
0.8m platform section	kg		90
1.25m mast section	kg		90
Groundframe	kg		168
	mm	1200 x 1560 x 600	
Drive unit	kg		1360
	mm	1270 x 1580 x 1610	
4 wheel chassis	kg		1750
	mm	5360 x 1770 x 775	



Electrical Data		Single	Twin	Safety equipment	
Rated power	kW	2 x 2.1	4 x 2.1	Double electric motors	
Voltage	V	230 or 400		Centrifugal brakes	
Control Voltage	Vac	42		Possibility to lower by hand	
Control Voltage Frequency	Hz	50 or 60		42V safety circuit	
Starting current	A	60	120	Unique levelling device	
Power consumption	kW	2 x 2.9	4 x 2.9	Hot dip galvanised masts and decks	
Power supply fuses	A	16	25	Eccentric overload protection	



MSHF Single



MSHF Single			
A	max. 2.50 m	K	1.51 m
B	1.50 m	L	1.54 m
C	0.98 - 1.93 m	M	2.50 m
D	1.60 - 4.59 m	N	0.65 m
E	4.52 - 6.54 m	O	1.10 m
F	2.26 - 3.27 m	P	1.20 m
G	max. 8.0 m	Q	0.8 m
H	13 - 15 m	R	1.5 m
I	min. 1.40 / 1.85 m	S	2.9 - 10.3 m
J	3 - 15 m	T	3.72 m

